

Collaborating with the Spanish I Classroom


**Rachel Grover, Librarian
Christianna Carreño, Spanish Teacher
Rocky Run MS, Fairfax County Schools**

Why collaborate with Spanish?

- **Lots of opportunities for student engagement**
- **Incorporates culture and traditions that lend themselves to research, presentations, and makerspace**
- **If we collaborate with other subjects, World Language should be included, too!**
- **Students see and use WL outside the confines of the classroom!**

**How have you already
collaborated with
Spanish classes?**





Biographies of Hispanic Artists

- Multi-sourced research
- Biography.com and print biographies
- Based on student choice
- Students completed an “artist quest” in groups and recreated a piece of artwork
- Materials: Artist biographies

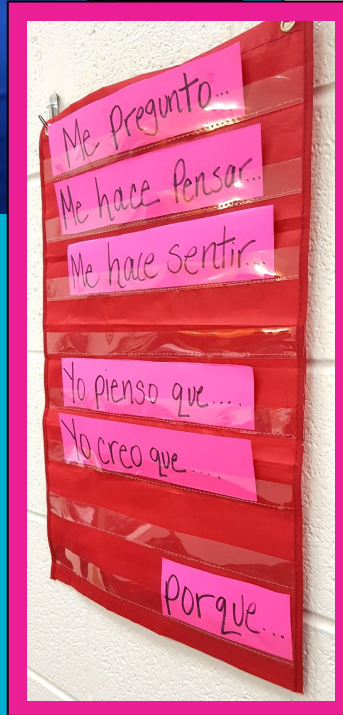
Using the Library as a Space

- Stations
- Presentations
- Place settings at a table
- Speaking assessments



Ghosts, by Raina Telgemeier

- Students read as literature circle groups
- Allows for using context and writing practice
- Students learn to be more descriptive
- Used reading strategies (summarizing, characterization) and practiced think-alouds




Culturegrams

- Research using Culturegrams
- Students chose a recipe from a country to create for their classmates
- Review of citations




Day of the Dead Activities in the Makerspace!



Paper Calaveras

- Students studied the history of calaveras in class
- *Funny Bones* by Duncan Tonatiuh
- 2 class periods
- *Materials:* 11"x14" construction paper, printer paper, markers, copies of skulls







Monarch Butterflies

- Watched a brief documentary on how Monarchs' migrations coincide with Day of the Dead
- Used the library space in stations to learn about Day of the Dead traditions, history, and vocabulary
- Materials: Coffee filters, clothespins, markers, pipe cleaners, googly eyes



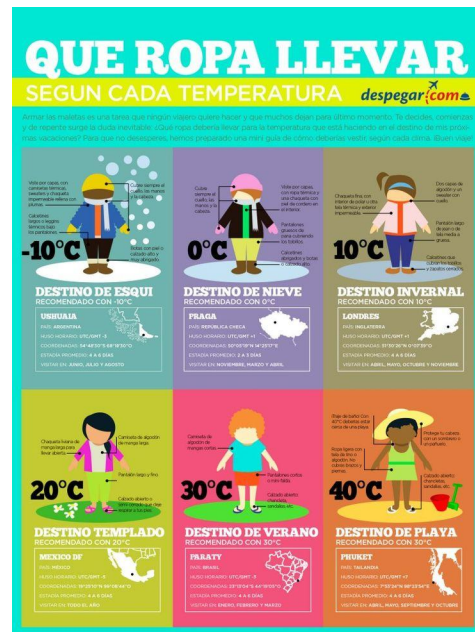
Other Library Services

- Bilingual picture books
- Curated digital resources
- Literacy strategies
- Technology integration: Quizlet Live, Flipgrid



What's Next?

- Infographics
- Wordless picture books
- Primary sources and artifacts from museums
- Royalty-free images



Sources: <http://www.123spanishtutor.com/wp-content/uploads/2014/10/queropallear.jpg>

<https://i.pinimg.com/736x/82/c2/8e/82c28ebc93481944513be4599ff95b63--spanish-classroom-teaching-spanish.jpg>

Tips for collaborating with Spanish

- **Pay attention to curriculum standards**
- **Find out what projects they already do and/or what their students don't quite understand**
- **Approach teachers with suggestions or materials that catch your eye**
- **Offer co-planning, co-teaching, and station leadership**

Thank You!

Rachel Grover, Librarian
ragrover@fcps.edu

Christianna Carreño, Spanish Teacher
cecarreno@fcps.edu